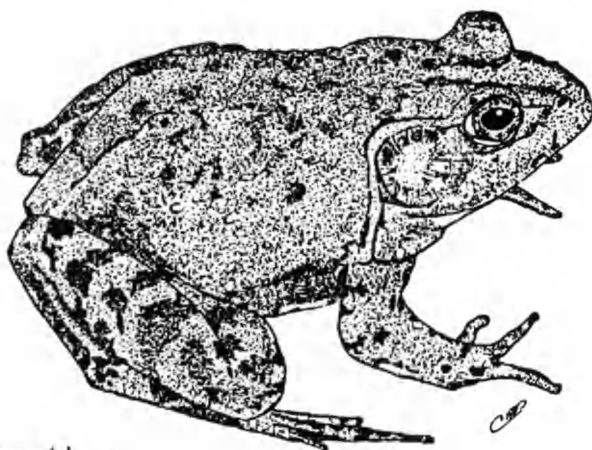


CATESBEIANA



Rana catesbeiana
Apr 1974
T.C.B.

BULLETIN OF THE VIRGINIA HERPETOLOGICAL SOCIETY

ISSN 0892-0761

Volume 17

1997

Number 2

BULLETIN INFORMATION

Catesbeiana is issued twice a year by the Virginia Herpetological Society. Membership is open to all individuals interested in the study of amphibians and reptiles and includes a subscription to *Catesbeiana* and admission to all meetings.

Dues are \$10.00 per year and include a subscription to *Catesbeiana* numbers 1 and 2 for that year. Dues are payable to: Michael Hayslett, Secretary-Treasurer, 923 Euclid Avenue, Lynchburg, Virginia 24501.

EDITORIAL POLICY

The principle function of *Catesbeiana* is to publish observations and original research about Virginia herpetology. Rarely will articles be reprinted in *Catesbeiana* after they have been published elsewhere. All correspondence relative to suitability of manuscripts or other editorial considerations should be directed to Co-editors, *Catesbeiana*, Department of Biology, Liberty University, 1971 University Blvd., Lynchburg, VA 24502.

Major Papers

Manuscripts being submitted for publication should be typewritten (double spaced) on good quality 8½ by 11 inch paper, with adequate margins. Consult the style of articles in this issue for additional information. Articles will be refereed by at least one officer (past or present) of the Virginia Herpetological Society in addition to the editor. All changes must be approved by the author before publication; therefore manuscripts must be submitted well in advance of the March or September mailing dates.

Reprints of articles are not available to authors; however, authors may reprint articles themselves to meet professional needs.

(Editorial policy continued on inside back cover.)

CATESBEIANA

Bulletin of the Virginia Herpetological Society

Volume 17

Fall 1997

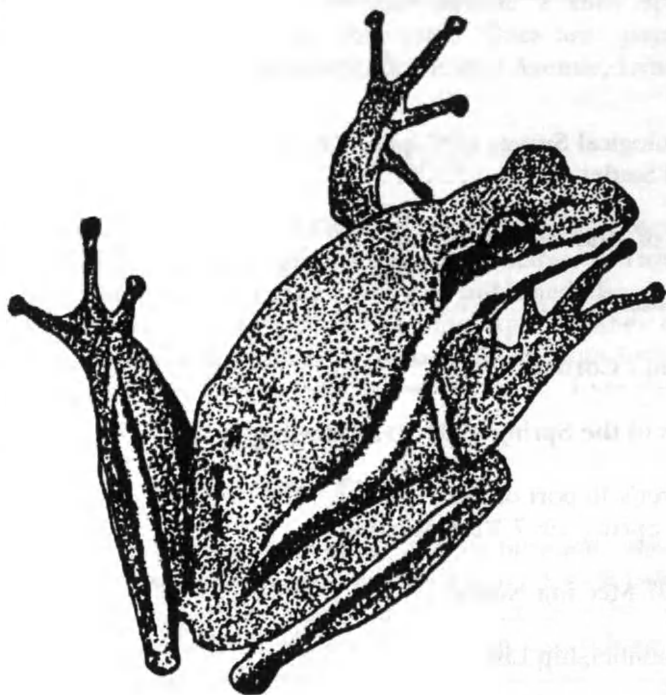
No. 2

Contents

Herpetological Survey of Copper Creek by Paul Sattler	31
Results of 1997 Spring Survey	39
Field Notes	41
President's Corner	43
Minutes of the Spring 1997 VHS Meeting	45
Treasurer's Report of the Spring 1997 VHS Meeting	45
Fall 1997 Meeting Notice	46
1997 Membership List	49

MEETING NOTICE

The Fall 1997 VHS meeting will be held on 25 October 1997 at the Virginia Museum of Natural History in Martinsville, VA. See pages 43-44 for details.



Hyla cinerea

Feb. 1979

CAP

Herpetological Survey of Copper Creek
Compiled by
Paul Sattler
Liberty University
Lynchburg, VA 24502

Copper Creek is a tributary of the Clinch River located in southwestern Virginia. It occurs in the valley between Copper Ridge to the north and Moccasin Ridge to the south. Much of the landscape in the area is "karst", a system of sinkholes, sinking streams, caves, underground streams and springs developed as groundwater dissolves the underlying carbonate rock (limestone and dolomite) (Flynn et al., 1994). The Copper Creek watershed is composed of about 11,600 hectares (or 9%) of Russell Co. and about 22,400 hectares (or 16%) of Scott County. Copper Creek itself is almost 100 km long with its width ranging from about 4 to 10 meters and a depth of 15-60 centimeters. The average flow is about 36 cubic meters per second (Flynn et al., 1994).

Copper Creek is famous for its diversity of native mussels (19 species including 6 state or federal endangered or threatened species) and fish (71 species including 4 state or federal endangered or threatened species). The herps of this area are less well known, however, this robust diversity of other aquatic wildlife suggested that Copper Creek would be an interesting habitat to survey. Thus, on 22 April 1994, more than 30 members of the Virginia Herpetological Society met at Kingsport, Tennessee in preparation for the Copper Creek Survey which was accomplished on 23 April, 1994.

VHS members were divided into several teams which were sent out to survey the aquatic habitat of Copper Creek and many of its tributaries, and the surrounding terrestrial habitats. The survey is somewhat biased toward aquatic species, as a result of the emphasis placed on Copper Creek itself. Sampling methods included snorkeling, turtle traps, seines, hand nets, hand collecting, and visual observation from the roadside. Where possible, the sex, length and weight of each specimen was recorded before being released at the site of capture.

This survey resulted in a total of 23 herp species being observed and recorded. These 23 species included three anurans and nine salamanders for a total of twelve amphibians, and six turtle, one lizard, and four snake species for a total of eleven reptile species. The following account is given for each species.

Anurans (3 species)

Rana catesbeiana (Bullfrog) sites 2 and 6

Bullfrogs were found in typical habitats, sitting along stream banks.

Rana clamitans melanota (Green Frog) sites 1, 2 and 5.

Green frogs were also found in typical habitats, sitting along stream banks and in pools along the roadways.

Rana palustris (Pickerel Frog) Sites 4, 5, 6 and 7

The pickerel frog was the most commonly encountered anuran. They were found along stream banks, in shallow pools along roadsides and streams, and hiding under logs in moist forested habitats along streams.

Salamanders (9 Species)

Cryptobranchus a. alleganiensis (Hellbender) Sites 1, 2, 3, 5, 6 and 10.

This largest of North American salamanders was one of the highlights of this trip. A total of 14 hellbenders were observed. Most of these were either exposed by overturning large rocks or observed in shallow pools within larger streams. Many were full-grown adults with SVLs of 25-30 cm or more. One specimen regurgitated a large river chub. Many photographs of these outstanding specimens were taken.

Desmognathus f. fuscus (Northern Dusky Salamander) Sites 4, 6 and 8.

A few adults were found under rocks along streams. Larvae were found under rocks in several smaller streams.

Desmognathus ochrophaeus (Mountain Dusky Salamander) Site 4.

At least one mountain dusky salamander was observed at Hale Spring, along with many other Plethodontidae.

Eurycea cirrigera (Southern Two-line Salamander) Sites 4, 5, 6, 7, 8 and 9.

The southern two-line salamander was the most numerous and frequently observed salamander. All the specimens observed were larvae, with most hiding under rocks or at the base of aquatic vegetation.

Eurycea l. longicauda (Long-tailed Salamander) Sites 2, 6 and 8.

An adult long-tailed salamander was found at site 2 under a log in a moist forested area along a stream bank. Larval long-tailed salamanders were found under rocks in smaller tributaries at sites 6 and 8.

Herpetological Survey of Copper Creek

Gyroneophilus p. porphyriticus (Northern Spring Salamander) Site 4.

A larval spring salamander was found in Hale Spring.

Necturus m. maculosus (Mudpuppy) Sites 2 and 6.

One adult mudpuppy was observed under a rock at site 2. A second adult (20 cm SVL) was captured and released at site 6. This was the second largest and probably the rarest salamander species observed during the survey.

Plethodon glutinosus (Northern Slimy Salamander) Sites 4, 6 and 8.

The slimy salamander was found in typical habitats, under logs and other surface cover in moist forested areas.

Pseudotriton r. ruber (Northern Red Salamander) Sites 4 and 6.

Larval red salamanders were found hiding under rocks in streams at two localities.

Turtles (6 species)

Apalone s. spinifera (Eastern spiny softshell) Sites 12 and 13.

One spiny softshell was observed at each of two sites, basking on this sunny day.

Chelydra s. serpentina (Common Snapping Turtle) Sites 6 and 8.

One adult snapper was observed swimming about 3 meters from shore at site 6. A second was found dead at site 8. It was presumably killed by humans as the head was missing.

Graptemys geographica (Common Map Turtle) Sites 2, 5, 6, 7, 12 and 14.

The common map turtle was indeed the commonest turtle observed in Copper Creek. Many were observed basking at different portions of the creek, and several were captured and released in turtle traps.

Pseudemys concina hieroglyphica (Hieroglyphic River Cooter) Site 1

One adult (112 mm total length) was captured and photographed from a shallow pool at site 1. Although this specimen should be a county record for Russell Co., it is not mentioned in Mitchell (1994).

Terrapene c. carolina (Eastern Box Turtle) Sites 6 and 8.

One adult box turtle was found under a piece of tin at site 6, while the shell of a road killed specimen was found at site 8.

Sternotherus minor peltifer (Stripe-necked Musk Turtle) Site 11.

One specimen was found dead in about 1 meter of water near the shore at site 11.

Snakes (4 species)

Coluber constrictor (Black Racer) Site 6

An adult black racer was observed in a small grassy area at site 6.

Diadophis punctatus edwardsii (Northern Ringneck Snake) Site 8.

An adult male was captured under a piece of tin at site 8.

Lampropeltis getula nigra (Black King Snake) Sites 7 and 8

One adult kingsnake was captured moving across the road near Rt. 27 at site 7. Two additional adults were captured under pieces of tin at site 8. This species was previously known from Scott Co. only from road killed specimens. These individuals were extensively photographed before being released. One of these photos appears in Mitchell (1994) for this species. This was certainly the rarest snake found on the survey. And yes, although there were many volunteers ready to give these snakes a good home, in keeping with the VHS no collecting policy, all three were released back into their true and original habitats.

Regina septemvittata (Queen Snake) Sites 2, 5 and 6.

One queen snake was found under rocks at the stream bank at each of 3 sites.

Lizards (1 species)

Eumeces fasciatus (Five-lined skink)

One adult skink was found in a log pile at site 6.

The VHS wishes to thank the many volunteers who came out to donate their time and make this survey possible. We also wish to thank the many landowners including Robert Bausell, Clarice Enix, James Hillman, Jewel Martin, Barnett McConnell, Seibert Meade, Fay Penley, Gilbert Penley, Charles Pospisil, and Anthony Rhoton for permission to conduct this survey on their property.

Literature Cited

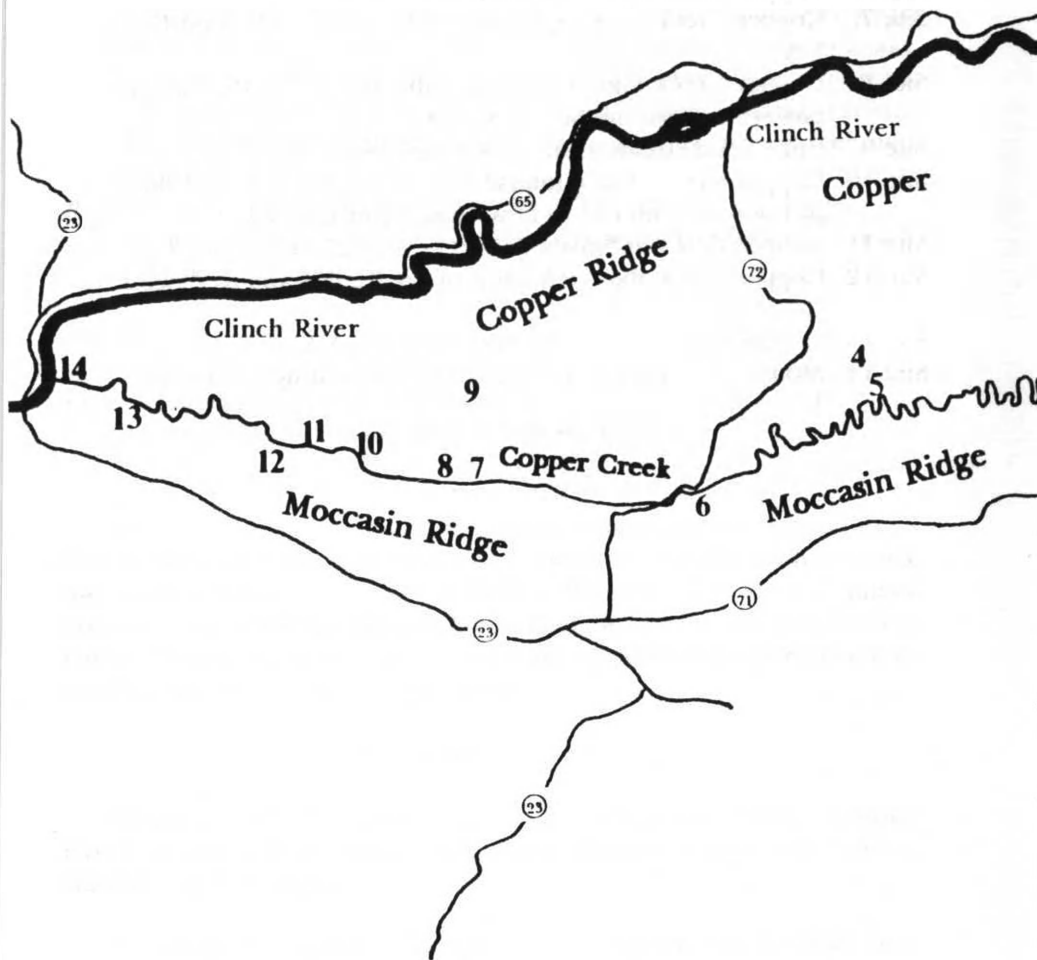
Flynn, J., D.L. Weigmann and S. Fruenderman. 1994. Copper Creek, a valuable resource. VA Water Resources Research Center, Blacksburg, VA. 13 pp.

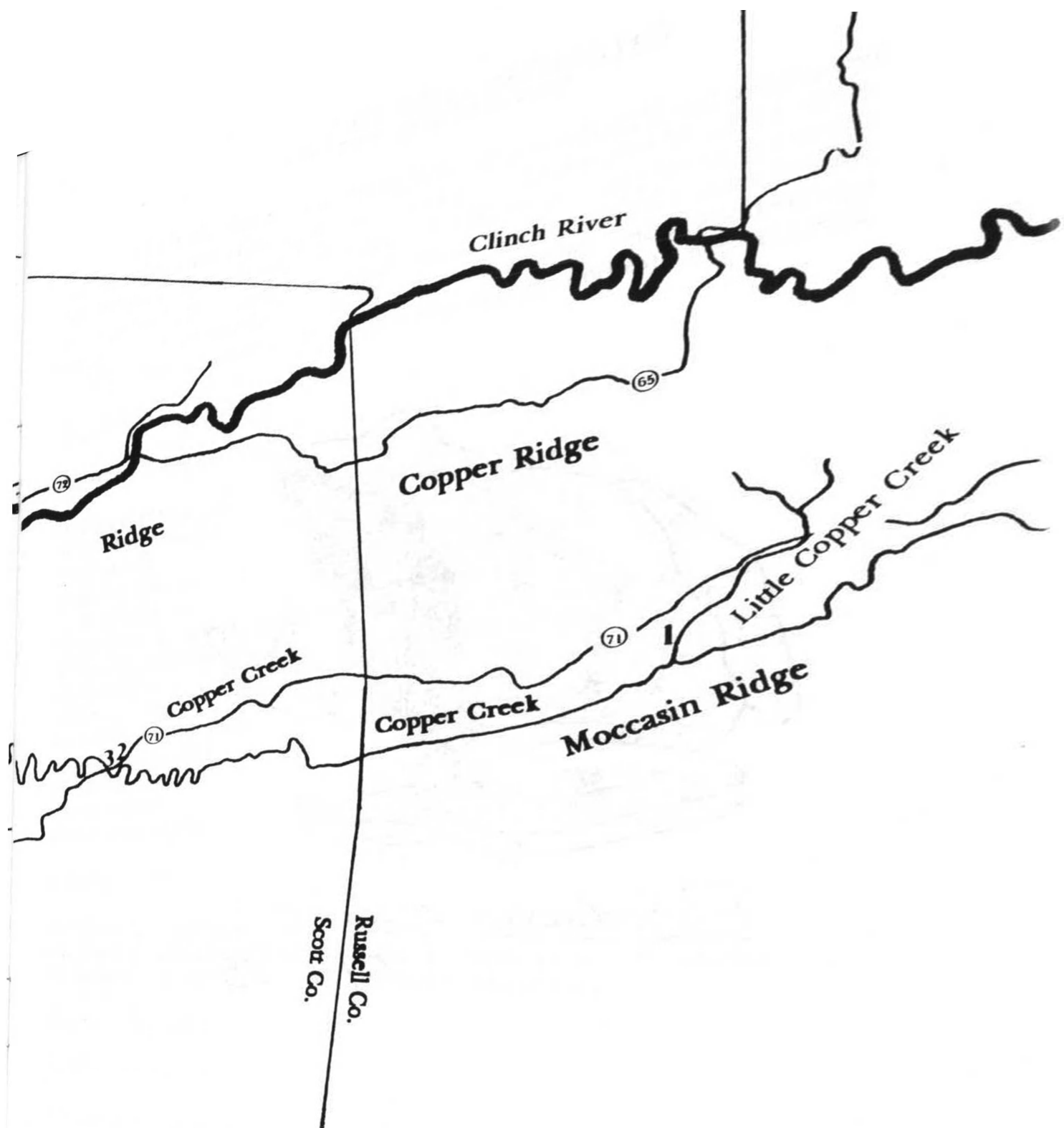
Mithcell, J.C. 1994. The Reptiles of Virginia. Smithsonian Inst. Press, Washington D.C. 352 pp.

Herpetological Survey of Copper Creek

Table 1. List of 14 collection sites in the Copper Creek Watershed.

- Site 1. Copper Creek, 0.3 km upstream of Little Copper Creek, Russell Co., VA.
- Site 2. Copper Creek at Rt. 670 near Dorton Fort, Scott Co., VA.
- Site 3. Copper Creek at Rt. 71 near Dorton Fort, Scott Co., VA.
- Site 4. Hale Spring, Scott Co., VA.
- Site 5. Copper Creek at Co. Rt. 669, Scott Co., VA.
- Site 6. Copper Creek at Rt. 72, Scott Co., VA.
- Site 7. Copper Creek near confluence with Lark Creek, Scott Co., VA.
- Site 8. Copper Creek and ephemeral tributary at Co. Rt. 627, at powerline crossing, Scott Co., VA.
- Site 9. Ephemeral stream near Lark Creek, Scott Co., VA.
- Site 10. Copper Creek at the intersection of Co. Rt. 627 and 665, just downstream of low-head dam, Scott Co., VA.
- Site 11. Copper Creek at Spivey Ford, Co. Rt. 627, Scott Co., VA.
- Site 12. Copper Creek about 2.5 km E of Co. Rt. 665 and 627, Scott Co., VA.
- Site 13. Copper Creek at Co. Rt. 642, Scott Co., VA.
- Site 14. Mouth of Copper Creek under railroad bridge, Scott Co., VA.







Pseudacris crucifer

MJP '95

1997 Spring VHS Survey

On 9-11 May 1997 the Virginia Herpetological Society surveyed the Naval Security Group Activity facility at Chesapeake, Virginia. Over 30 members were divided into groups, with each group being given the responsibility for surveying a particular area. Although the skies became overcast late in the day, we had wonderful weather and a good survey. The following 38 species (17 amphibians and 21 reptiles) were observed.

Amphibians (17 species)

Anurans (14 species)

<i>Acris gryllus gryllus</i>	Southern cricket frog
<i>Bufo Americanus</i>	American toad
<i>Bufo fowleri</i>	Fowler's toad
<i>Bufo quercicus</i>	Oak toad (SC)
<i>Bufo terrestris</i>	Southern toad
<i>Gastrophryne carolinensis</i>	Eastern narrow mouth toad
<i>Hyla chrysoscelis</i>	Cope's gray treefrog
<i>Hyla cinerea</i>	Green treefrog
<i>Hyla squirrela</i>	Squirrel treefrog
<i>Limnaeodius ocularis</i>	Little grass frog
<i>Rana catesbeiana</i>	Bullfrog
<i>Rana clamitans</i>	Green frog
<i>Rana palustris</i>	Pickeral frog
<i>Rana utricularia</i>	Southern leopard frog

Caudates (3 species)

<i>Ambystoma opacum</i>	Marbled salamander
<i>Plethodon chlorobryonis</i>	Atlantic coastal slimy salamander
<i>Plethodon cinereus</i>	Redback salamander

Reptiles (21 species)

Snakes (10 species)

<i>Carphophis amoenus amoenus</i>	Eastern worm snake
<i>Coluber constrictor constrictor</i>	Northern black racer
<i>Diadophis punctatus punctatus</i>	Southern ringneck snake
<i>Elaphe obsoleta obsoleta</i>	Black rat snake

<i>Heterodon platirhinos</i>	Eastern hognose snake
<i>Lampropeltis getula getula</i>	Eastern kingsnake
<i>Nerodia erythrogaster erythrogaster</i>	Red-belly water snake
<i>Nerodia sipedon sipedon</i>	Northern water snake
<i>Thamnophis sauritus sauritus</i>	Eastern ribbon snake
<i>Thamnophis sirtalis sirtali</i>	Eastern garter snake

Lizards (4 species)

<i>Eumeces fasciatus</i>	Five-lined skink
<i>Eumeces inexpectatus</i>	Southern five-lined skink
<i>Eumeces laticeps</i>	Broadhead skink
<i>Scincella lateralis</i>	Ground skink

Turtles (7 species)

<i>Clemmys guttata</i>	Spotted turtle
<i>Chrysemys picta picta</i>	Eastern painted turtle
<i>Chelydra serpentina serpentina</i>	Common snapping turtle
<i>Kinosternon subrubrum subrubum</i>	Eastern mud turtle
<i>Sternotherus odoratus</i>	Musk turtle
<i>Trachemys scripta scripta</i>	Yellowbelly slider
<i>Terrapene carolina carolina</i>	Eastern box turtle

FIELD NOTES

Carphophis amoenus amoenus (Eastern worm snake): VA: Craig Co., 4.8 km east of VA 311 and FS 224. 8 September 1997. Marvin W. Gautier.

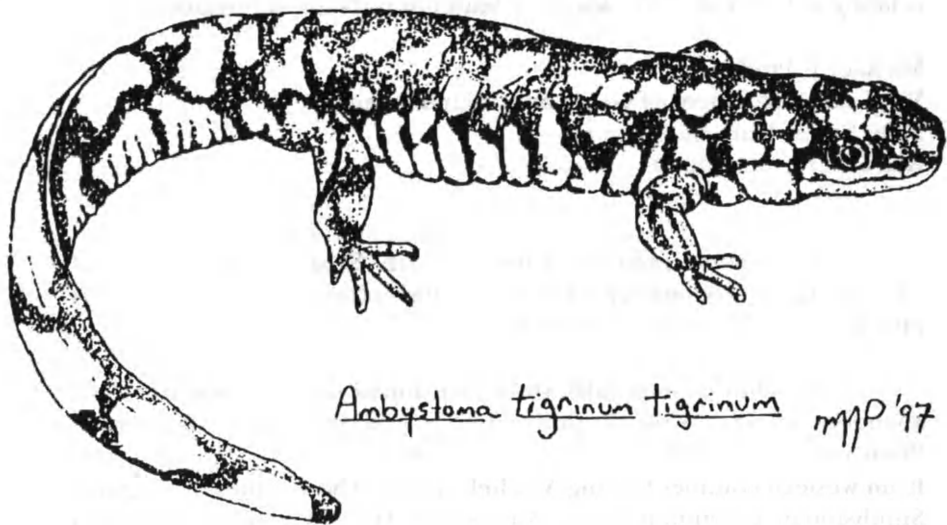
An eastern worm snake was found while plowing a 0.2 ha wildlife food plot on U.S. Forest Service property in Craig County. After being left fallow for several years, the field was being graded at a depth of approximately 5 cm to be eventually replanted with wheat, orchard grass, and whitetop clover. The specimen is one of two that had been found in separate Craig County locations. Total length was 281 mm and SVL was 246 mm. This observation represents a new distributional record for Craig County (Mitchell, J.C. 1994). The Reptiles of Virginia. Smithsonian Institution Press, Washington D.C. 352 pp.). The specimen is being vouchered at the Virginia Museum of Natural History.

Michael J. Pinder
Virginia Department of Game and Inland Fisheries
2206 South Main St., Suite C
Blacksburg, VA 24060

Virginia v. valeriae (Eastern Earth Snake). VA: City of Lynchburg, approximately 1 km west of the cul de sac at the end of Old Mill Road, 15 April 1997, David Ratz.

An adult eastern earth snake was found under a rock in an old abandoned field. While *Virginia valeriae* is widespread in the Coastal Plain and eastern Piedmont, there are widely scattered localities reported from western counties leading Mitchell (1994. The Reptiles of Virginia, Smithsonian Institution Press, Washington D.C. 352 pp) to suggest a statewide distribution. This report from Lynchburg helps fill in the reported localities between the numerous eastern and the sparse western records. This is a new record for Lynchburg and fills a gap between previous records in Pittsylvania, Botetourt, and Cumberland counties. This specimen has been deposited in the Virginia Museum of Natural History (VMNH 7956)

Paul Sattler
Liberty University
1971 University Blvd.
Lynchburg, VA 24502



Ambystoma tigrinum tigrinum mpp '97

President's Corner

This will be my last President's Corner as Mike Pinder, our current President-elect, will assume the presidency at the end of this October's meeting. If there is a single area for which I hope my term is remembered, it is for pushing hard to establish a regular cycle of Spring surveys that if continued will provide a strong data base by which future trends in the population levels of Virginia's herps may be assessed. Mike Pinder has done a lot of the work in organizing these surveys, and deserves most of the credit for making them as successful as they are. I urge Mike to continue placing a strong emphasis on these surveys, and hope you will continue to give him the support you have me. For my part, I will continue to give Mike all the help I can as an active VHS member.

I want to spend most of this President's Corner discussing the opportunity we have to offer input to the State Legislature which is currently studying long-term funding possibilities for the Virginia Department of Game and Inland Fisheries. There is a possibility that this situation might be used to increase the emphasis currently placed on nongame wildlife management.

The concern over VDGIF funding stems from a state auditor analysis of revenues and cash flow. A major concern is that monies for capital expenditures and maintenance have not been available for so long that now preliminary estimates place the amount needed at over \$36 million over the next six years. Hunting and fishing licenses can not raise these sums over and above normal operating expenses. Additional funding sources are needed, and a special legislative subcommittee has been established to study possible funding solutions.

The VDGIF has typically spend more than 95% of their budget and biologist's time on the 2% of Virginia's wildlife classified as game species. One important factor in the VDGIF's emphasis on game species is that hunting and fishing license fees provides most of their state funding. Smaller amounts come from Federal Grants and even less from Boat Registrations. With a majority of funds coming from the hunting and fishing industry it is not hard to see why it has such enormous influence on the VDGIF.

The legislative subcommittee looking into VDGIF has been described as a friendly subcommittee. They are not particularly looking to shut the VDGIF down, they are instead looking at coming up with

realistic alternative sources of funding for the agency. They are especially interested in trying to find sources of funding the agency's capital needs. If you have ideas as to how Virginia could realistically raise funds to support the VDGIF, by all means pass them on. However, the experts in this area have already looked at the solutions used in the 49 other states and not found any magic answers. The major point I wish to make with both the legislature and the VDGIF, is that their long term funding needs to be spread among all the users of Virginia's wildlife. This will not only more equitably distribute the funding burden, but will hopefully remove the unnatural and unhealthy emphasis placed on game species. If general funds are used, then the financial power of the hunting and fishing lobby (game species) will be weakened, and a stronger emphasis placed on the 98% of species which are nongame (including all herps).

I would like to encourage you to write to the members of the VDGIF Funding Subcommittee (addresses are given below) and voice your support not only for finding realistic funding sources for the VDGIF, but funding for all Virginia wildlife, especially nongame species. The result of this subcommittee's work will probably be a bill introduced into the legislature. If and when this happens we will so inform you and encourage you to write or call your own state representatives to voice your opinions.

The Honorable A. Victor Thomas, Chairman, 1301 Orange Ave. NE,
Roanoke, VA 24012 (540) 345-4120

The Honorable Linda T. Puller, P.O. Box 146, Mount Vernon, VA 22121
(703) 765-1150

The Honorable Harry J. Parrish, 8898 Bond Court, Manassas, VA
20110-4327 (703) 368-3121

The Honorable Richard J. Holland, P.O. Box 285, Windsor, VA 23487-
0285 (757) 242-6111

The Honorable J. Paul Councill, Jr. P.O. Box 119, Franklin, VA 23851
(757) 562-4283

The Honorable Raymond R. Guest, Jr. P.O. Box 147, Front Royal, VA
22630 (540) 635-8822

The Honorable Charles R. Hawkins, P.O. Box 818, Chatham, VA
24531-0818 (804) 432-9672

Minutes and Treasurer's Reports

The Minutes of the Spring 1997 Meeting and Treasurer's Reports were not available at press time.

Pre-Publication Notice - Roger Conant's Latest Book A Field Guide to the Life and Times of Roger Conant.

Roger Conant's Long-Awaited Autobiography will soon be available and orders are currently being taken. This hardback book contains 62 chapters with over 500 pages, 144 black and white photos and 33 color photos. It is Conant's personal story of his career as a herpetologist and zoo manager. It chronologically follows the life of the world's best-known herpetologist tracing his work in the Toledo and Philadelphia zoos as well as his extensive fieldwork. It is full of anecdotes about the animals and people he has worked with. There are portraits of 25 of this century's greatest herpetologists and 16 of the greatest zoo directors and curators. It is essentially a history of herpetology in the twenty first century. This will surely become a collector's item. All U.S. pre-publication orders will be shipped postpaid. To order send \$49.95 to: Canyonlands Publishing Group, P.O. Box 1957, Sandy, Utah 84091-1957.

Mark Catesby's Original Paintings come to Virginia

An exhibition of 52 of Mark Catesby's original watercolor paintings is coming to the DeWitt Wallace Gallery in Williamsburg, from 20 November 1997 until 16 February 1998. These paintings stem from Catesby's 1712-1719 scientific expeditions in the New World where he studied and sketched natural history in "the colonies". The paintings appeared in his book The Natural History of Carolina, Florida and the Bahama Islands and was the first to depict animals in their botanical settings, setting the example for later artist/naturalists like John James Audubon. The paintings are acclaimed for being not only scientifically accurate, but with images that are "surprisingly playful, with delightful bits of unexpected whimsy". Some of the species depicted are today extinct. The paintings were purchased by King George III in 1768 and have been protected from light for centuries so that they are "remarkably fresh". This is the first time the paintings have been shown in the United States. This is a once-in-a-lifetime opportunity to view the work of Mark Catesby, for which the bullfrog (*Rana catesbeiana*) and this journal are named. Our members are encouraged to take advantage of this unique opportunity. We thank Al Savitsky for bringing this to our attention.

**ANNOUNCEMENT
FALL 1997 MEETING OF THE
VIRGINIA HERPETOLOGICAL SOCIETY**

The Fall 1997 VHS meeting is scheduled for 10 a.m. on October 24, at the Virginia Museum of Natural History, Martinsville. Although Martinsville can be approached from all four compass directions, it is assumed that nobody will be driving up from North Carolina. Otherwise:

1. From the north (e.g., Roanoke, Shenandoah Valley), take US 220 to intersection with Va. 57 at Bassett Forks, just north of Collinsville. There are two options here: either take Business 220 through Collinsville, approximately 5 miles to intersection with US 58, the museum is about 300 feet beyond this junction, on the right; or: continue on US 220 Bypass to exit on US 58, turning left (east), and proceed as follows:
2. For the west (Hillsville, Galax, Abingdon) take US 58 directly into west Martinsville, crossing the Dan River and continuing just over a mile, uphill. There is a large and prominent "dinosaur" sign on the right directly across from the museum. At this point you will need to get into the left-turn lane for a turn at the top of the hill.
3. From the east (Danville, Norfolk, Richmond, NOVA), take US 58 through Martinsville, (about 3 miles) to its junction with US 220 Business, where you will need to get into the right lane for a turn just beyond the traffic light (the museum is visible from here, on the left about 300 feet, old brick school with three flagpoles out front).

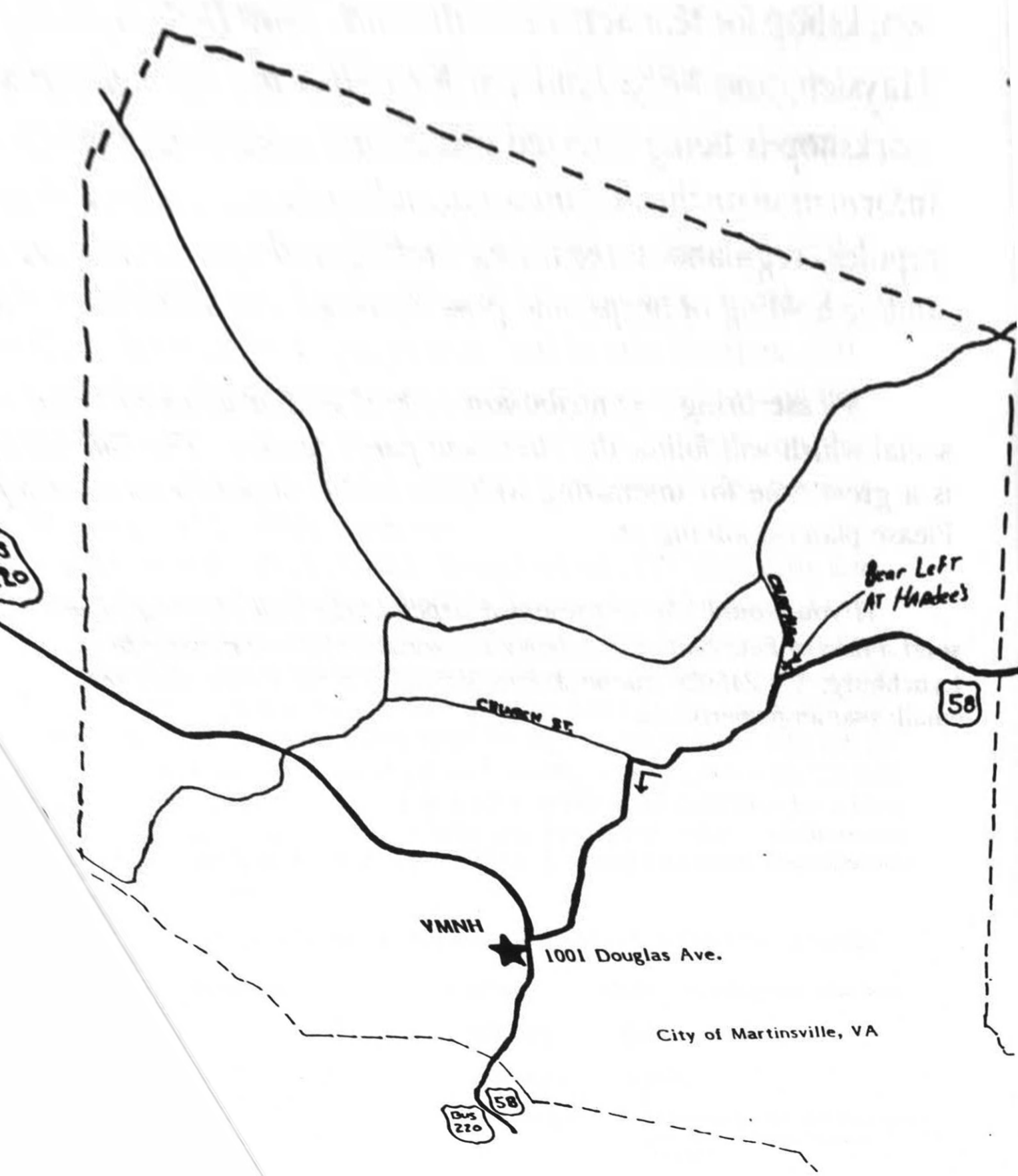
Please park in the ample lot on the right as you enter the grounds.

Schedule:	8:00 am	Herp Workshop for Teachers
	10:30 am	Business Meeting
	12:00 pm	Lunch
	1:30 pm	Announcements and Elections Afternoon Paper Session Social

This year we will repeat the highly successful educational workshop for teachers in Richmond. Lora DeVan, Doug Eggleston, Mike Hayslett, and Mike Pinder will conduct the educational workshop. The workshop is being directed specifically toward teachers and will include information on the identification and captive care of local amphibians and reptiles, regulations regarding endangered species and the collecting and/or holding of herps, and possible classroom activities.

Please bring a contribution of food and/or drink to share at the social which will follow the afternoon paper session. The Fall Meeting is a great time for interacting with our widely dispersed membership. Please plan on joining us.

If you would like to present a paper at the Fall Meeting please send a title to Paul Sattler at Liberty University, 1971 University Blvd., Lynchburg, VA 24502. Phone # 804-582-2209 FAX # 804-582-2488 email: psattler@liberty.edu



MEMBERSHIP APPLICATION

I wish to initiate renew membership in the Virginia Herpetological Society for the year 19____.

I wish only to receive a membership list. Enclosed is \$1.00 to cover the cost.

Name _____

Address _____

_____ Phone _____

Dues Category: Regular Family Under 18 Life
(\$10.00) (\$12.50) (\$6.00) (\$150)

Interests: Reptiles Amphibians Captive Husbandry
 Distribution Research
 Specifically _____

Make checks payable to the Virginia Herpetological Society and send to the treasurer: Michael S. Hayslett, 923 Euclid Ave., Lynchburg, VA 24501

Field Notes

This section provides a means of publishing natural history information on Virginia's amphibians and reptiles that does not lend itself to full-length articles. Observations on geographic distribution, ecology, reproduction, phenology, behavior, and other areas are welcomed. Reports can be on single species or fauna from selected areas, such as a state park or county. The format of the reports is TITLE (species or area), COUNTY AND LOCATION, DATE OF OBSERVATION, OBSERVERS, DATA AND OBSERVATIONS. Names and addresses of authors should appear one line below the report. Consult published notes or the editor if your information does not readily fit this format.

If the note contains information on geographic distribution, a voucher specimen or color slide should be sent for verification and deposited in a permanent museum or sent to the Virginia Herpetological Society. Species identification for observational records should be verified by a second person.

The correct citation format: Croy, S. 1984. Field Notes: *Lampropeltis getula niger. Catesbeiana* 4(1):12.

Herpetological Artwork

Herpetological artwork is welcomed. If the artwork has been published elsewhere, we will need to obtain copyright before we can use it in an issue. We need drawings and encourage members to send us anything appropriate, especially their own work.